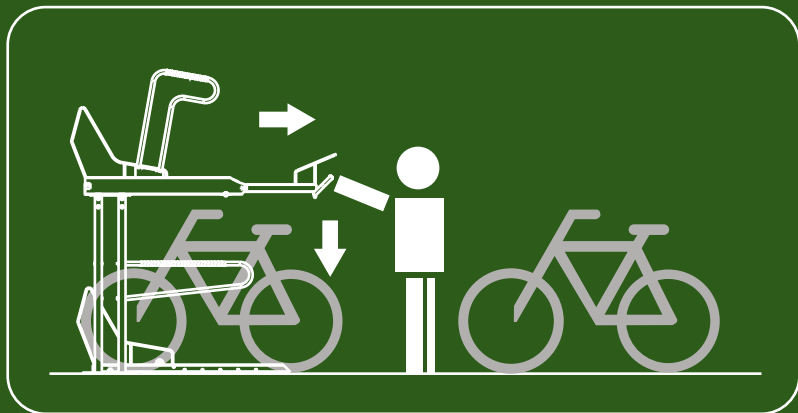
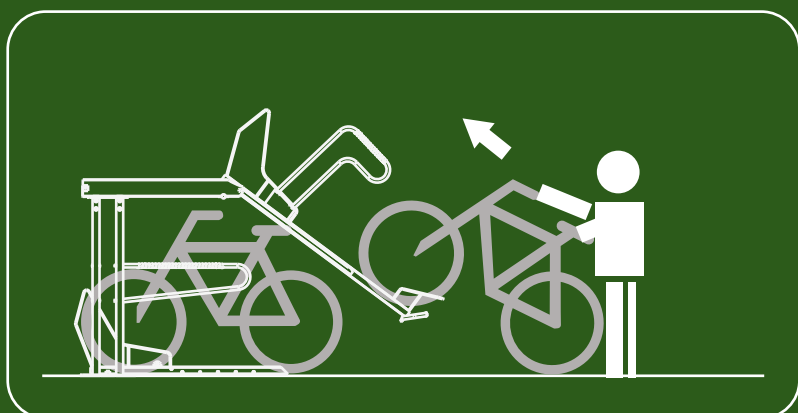


DUAL BIKE RACK INSTRUCTIONS

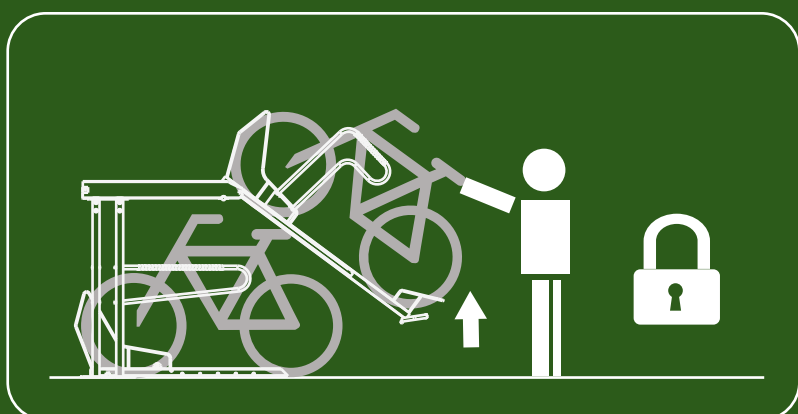
Arrival




- 1.Pull the rack towards you.
- 2.After pulling over, push the rack down.
- 1.把车架往自己的方向拉。
- 2.拉完后，再把车架往下推。



- 1.Lift and place the front wheel onto the rack.
- 2.Push the bicycle up the rack.
- 1.举起自行车前轮并放入车架。
- 2.把自行车整个放入车架。

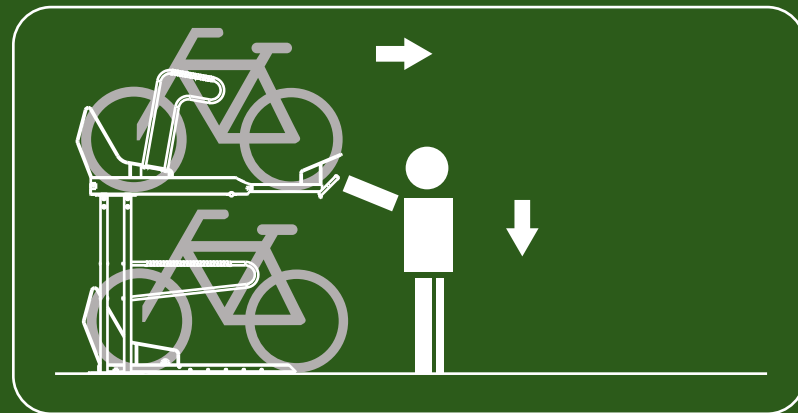


- 1.Lift up the back wheel and lift the bicycle onto the rack.
- 2.Lock the bicycle to the rack.
- 1.把自行车后轮举起并推入车架。
- 2.给自行车上锁。

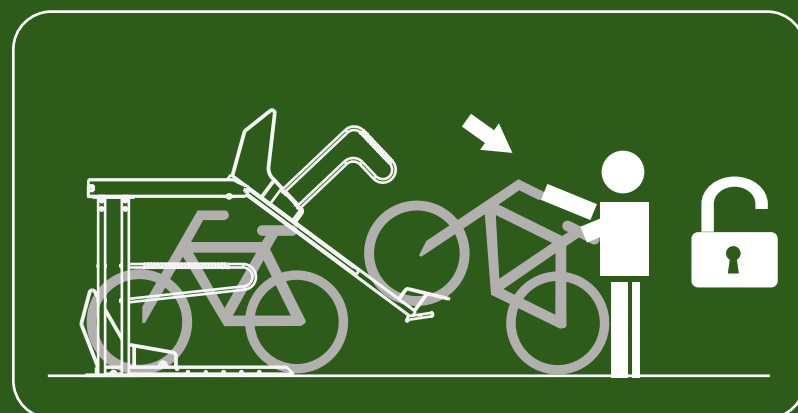


- 1.Push the rack back to its original position.
- 1.把车架推回原位。

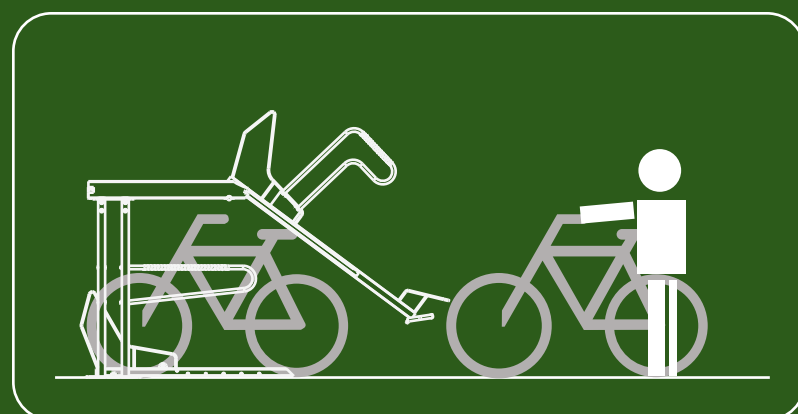
Departure




- 1.Pull the rack towards you.
- 2.After pulling over, push the rack down.
- 1.把车架往自己的方向拉。
- 2.拉完后，再把车架往下推。



- 1.Unlock the bicycle from the rack.
- 2.Lift the back wheel off the rack and roll the bicycle down slowly.
- 1.打开锁。
- 2.把自行车后轮提出车架，再慢慢把自行车往后移。



- 1.Lift up the front wheel and remove the bicycle from the rack.
- 1.把自行车前轮提出车架。



- 1.Push the rack back to its original position.
- 1.把车架推回原位。